

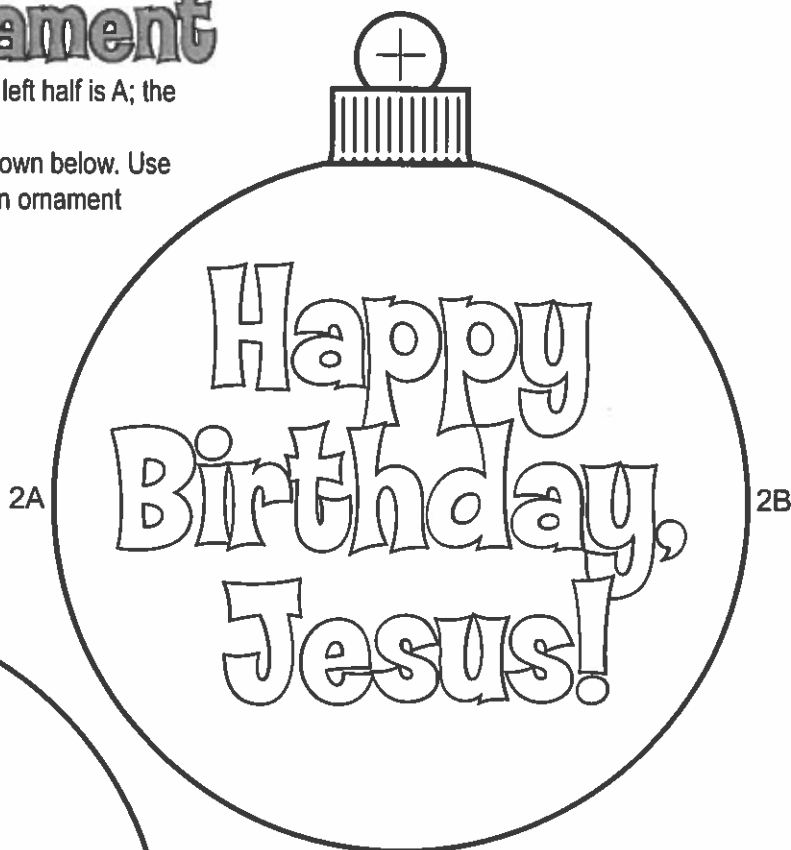
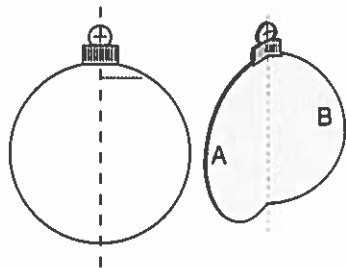
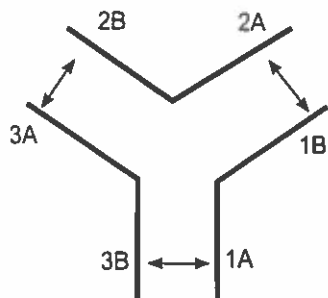


Christmas Ornament

1. Cut out the three pieces and fold each in half. The left half is A; the right half is B.
2. Glue the backs of the folded halves together as shown below. Use a hole punch to make a hole in the top ring. Use an ornament hanger or string to hang the ornament.



1. Glue the back of "1B" to the back of "2A."
2. Glue the back of "2B" to the back of "3A."
3. Glue the back of "3B" to the back of "1A."



Gabriel Told About Jesus

Word Search

Find the words on the list that are hidden in the puzzle. The words can be left to right, up and down, or diagonally.



- | | | | | |
|-----------|---------|---------|---------|----------|
| ANGEL | GABRIEL | KINGDOM | MESSAGE | NAZARETH |
| ELIZABETH | GALILEE | MARY | MOTHER | SERVANT |